



ಬೃಹತ್ ಬೆಂಗಳೂರು ಮಹಾನಗರ ಪಾಲಿಕೆ
Bruhat Bengaluru Mahanagara Palike



BBMP COVID-19 WAR ROOM 03.07.2022



OVERVIEW OF COVID-19 IN BENGALURU

CASE TRENDS ACTIVE CASES **6,248**

<u>Confirmed Cases</u>	<u>Recovered Cases</u>	<u>Death Cases</u>
746 18,06,716 #	573 17,83,498 #	0 16,970 #

HOSPITALIZATION **93**

<u>ICU – V</u>	<u>ICU</u>	<u>HDU</u>	<u>General</u>
-	3	6	84

INCLUDES GOVT. QUOTA AND PRIVATE WALK-IN HOSPITALIZATION

VACCINATION **21,592** 1,97,59,261 #

<u>First Dose</u>	<u>Second Dose</u>	<u>Precaution Dose</u>
2,466 96,29,750 #	5,888 92,88,780 #	13,238 8,40,731 #

TRIAGING

MTU
19

Tele Triage
672

ACTIVE CLUSTERS **25**

Budding Clusters (<5 Cases)
23

Clusters (> 5 cases)
2

TESTING **18,283** 3,05,73,863 #

<u>RAT</u>	<u>RTPCR</u>
4,322	13,961

Positivity : 5.22%
*FOR LAST 7 DAYS

: indicates cumulative numbers till date



ABSTRACT OF COVID-19 SCENARIO IN BENGALURU


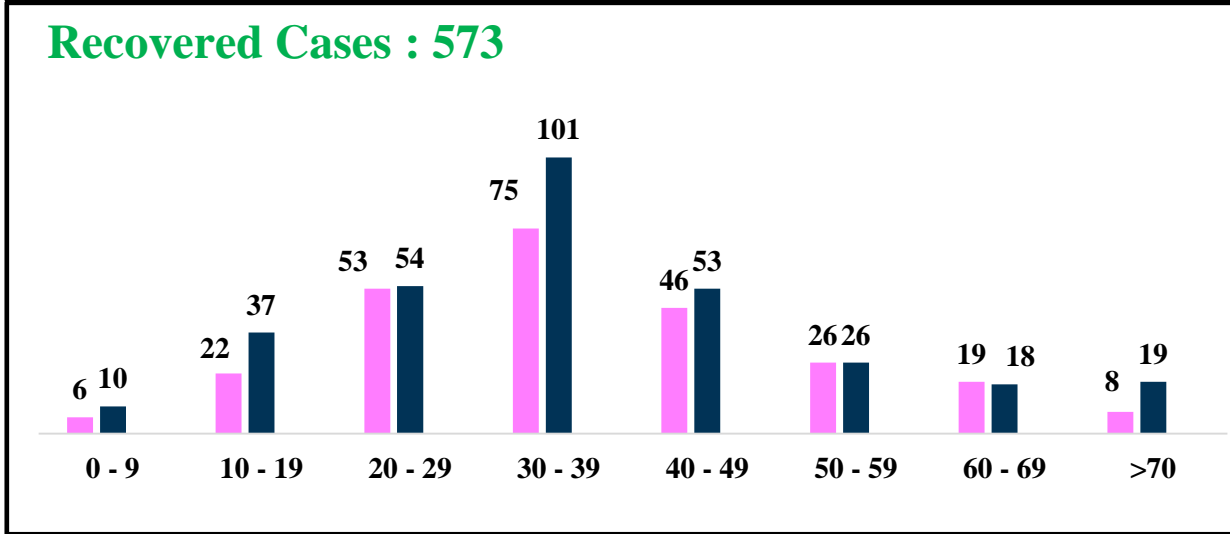
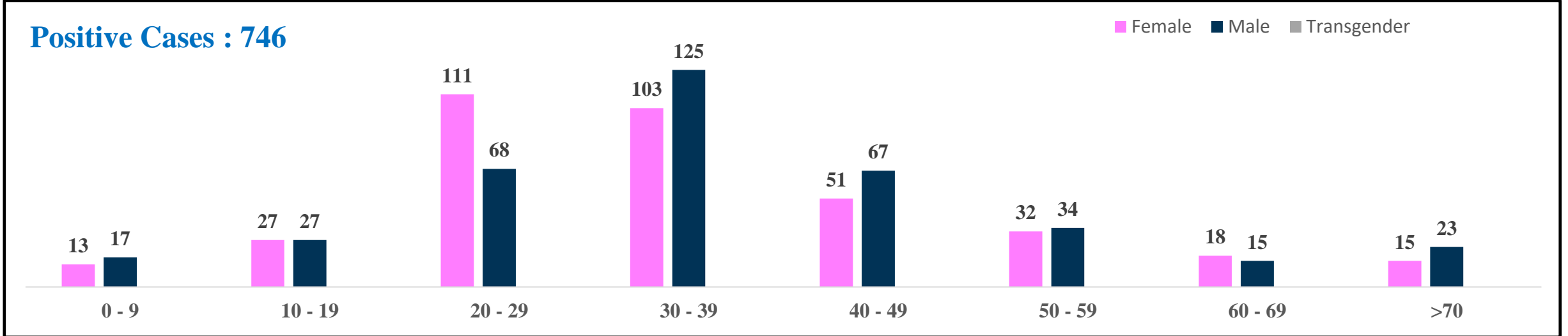


	MALE			FEMALE			TRANSGENDER			TOTAL		
	Last 24 Hours	Last 7 Days	Cumulative	Last 24 Hours	Last 7 Days	Cumulative	Last 24 Hours	Last 7 Days	Cumulative	Last 24 Hours	Last 7 Days	Cumulative
Positive Cases	376	3,364	10,67,324	370	2,833	7,38,501	0	0	195	746	6,197	18,06,716
Recovered Cases	318	2,643	10,53,073	255	2,211	7,30,333	0	0	185	573	4,854	17,83,498
Death Cases	0	1	10,747	0	1	6,219	0	0	4	0	2	16,970
Total Tests Done	In Last 24 hrs. : 18,283			In last 7 days : 1,18,825			Cumulative : 3,05,73,863					
Vaccine Doses Administered	In Last 24 hrs. : 21,592			In last 7 days : 82,692			Cumulative : 1,97,59,261					
ACTIVE CASES									6,248			

*Covid deaths occurred today : 00 | Covid deaths occurred beyond last 24 hrs., reported today : 00



LAST 24 HOURS AGE GROUP AND GENDER WISE DISTRIBUTION

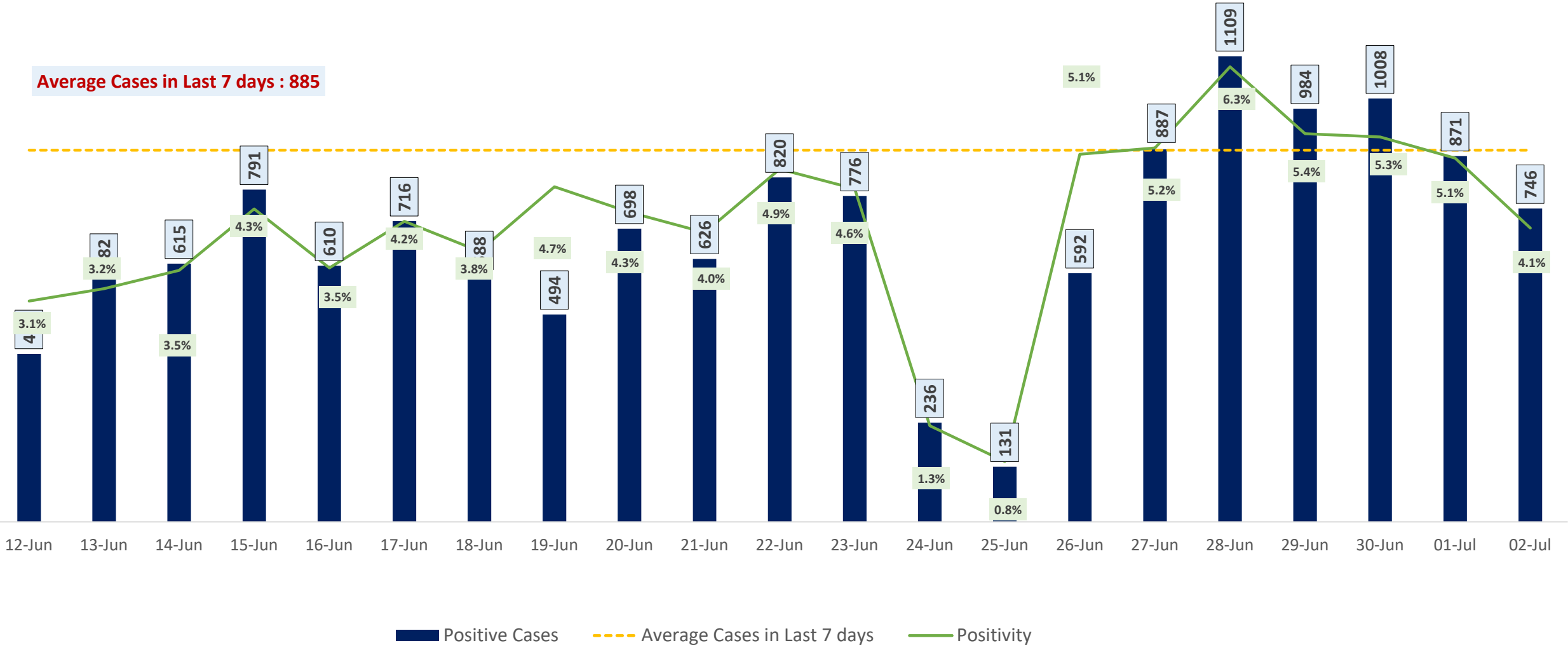




POSITIVITY RATE OF BENGALURU – LAST 21 DAYS



Average Cases in Last 7 days : 885

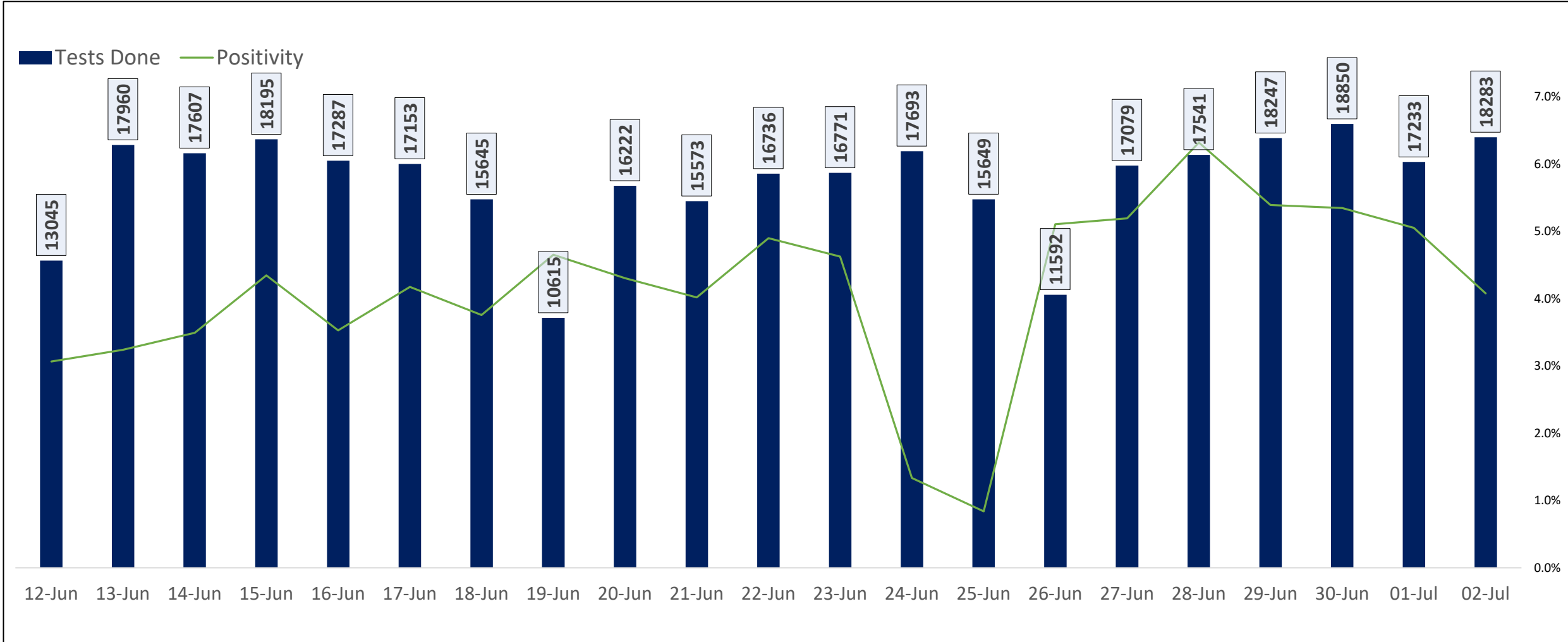




TESTING TRENDS IN BENGALURU

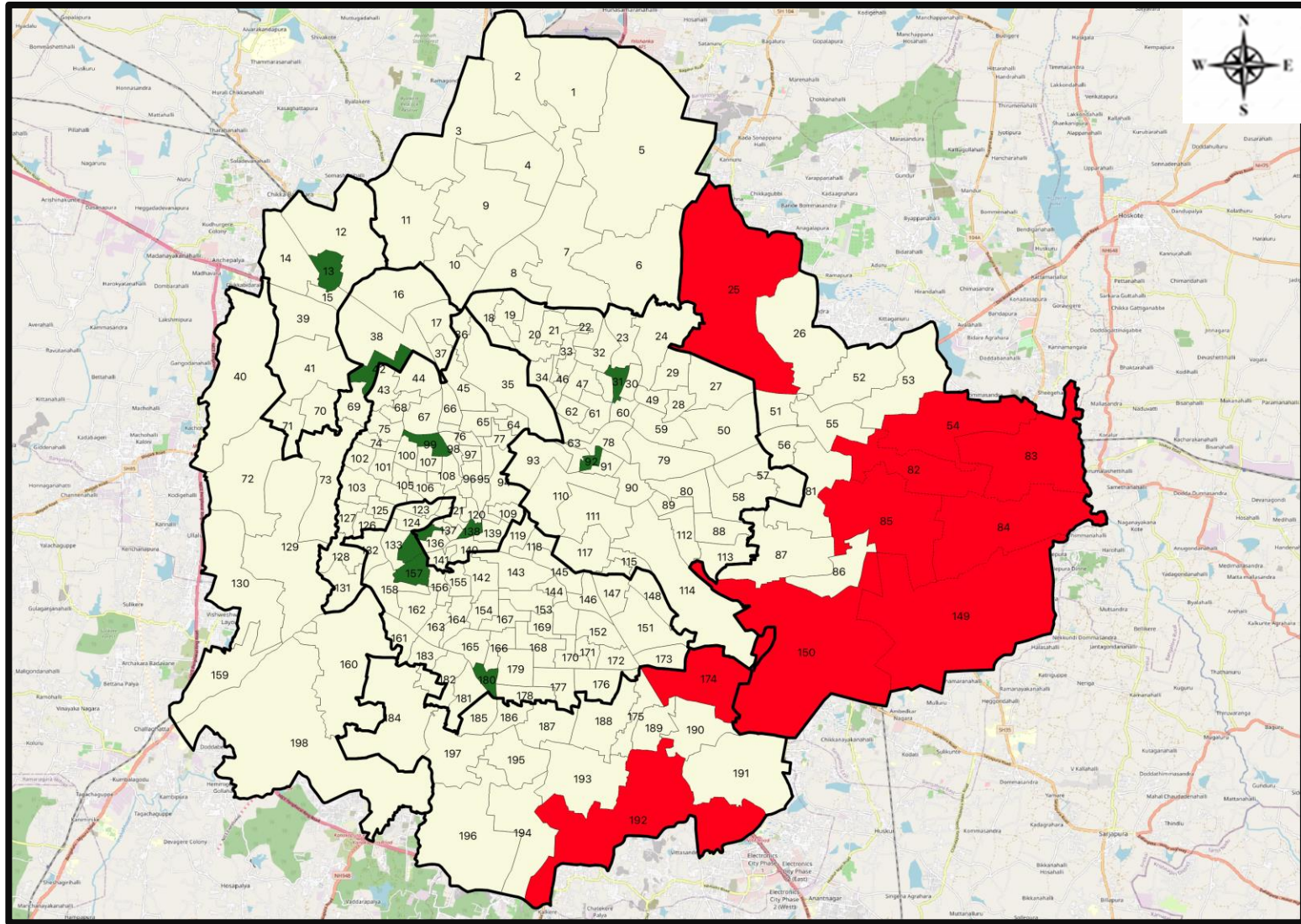


Total Test Conducted Till Date	Test Conducted Last 24 hours	Last 7 Days Average
3,05,73,863	18,283	16,975





BENGALURU URBAN MAP SHOWING TREND OF POSITIVE CASES IN LAST 7 DAYS



Top 10 wards reporting highest number of positive cases in last 7 days

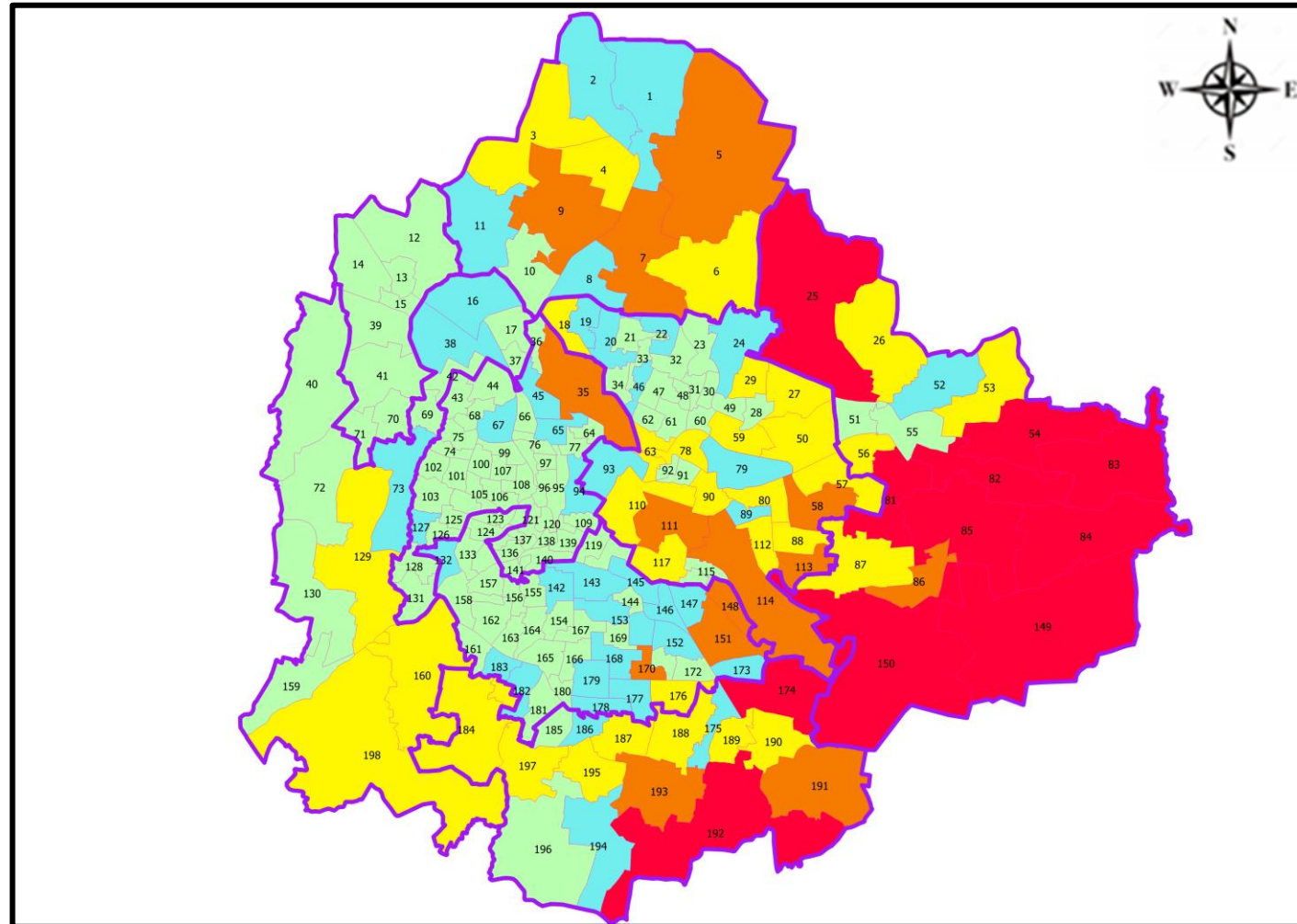
Ward No.	Ward Name	Daily Cases Average
150	Bellanduru	88
83	Kadugodi	49
85	Dodda Nekkundi	45
149	Varthuru	33
174	HSR Layout	32
25	Horamavu	26
84	Hagadur	23
54	Hudi	19
192	Begur	15
82	Garudachar Palya	15

Top 10 wards reporting least number of positive cases in last 7 days

Ward No.	Ward Name	Daily Cases Average
157	Gali Anjaneya Temple	0
135	Padarayanapura	0
134	Bapuji Nagar	0
99	Rajajinagar	0
92	Shivaji Nagar	0
42	Lakshmi Devi Nagar	0
31	Kushal Nagar	0
13	Mallasandra	0
180	Banashankari Temple Ward	0
138	Chalavadipalya	0



BENGALURU MAP SHOWING INTENSITY OF POSITIVE CASES IN LAST 7 DAYS



- Level 1 : 0 to 10 Cases
- Level 2 : 10 to 25 Cases
- Level 3 : 25 to 50 Cases
- Level 4 : 50 to 100 Cases
- Level 5 : More than 100 Cases
- Zone Boundaries

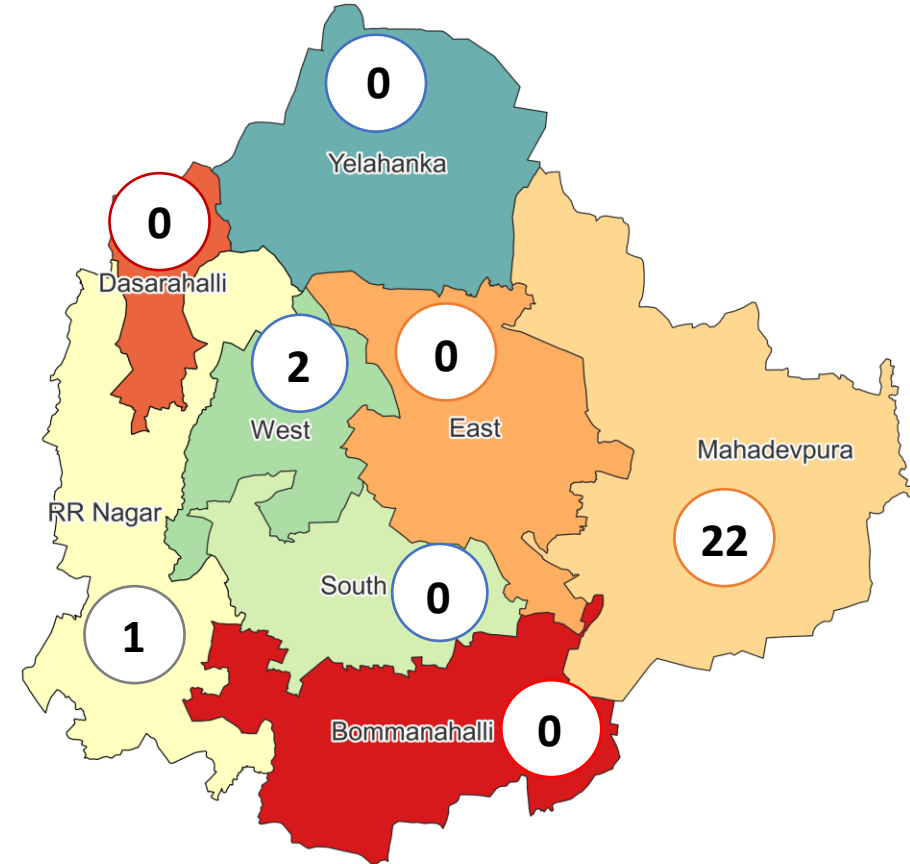


CLUSTER DETAILS



Zone Name	TOTAL CLUSTERS	Budding Clusters	Clusters	Outbreaks
		Less Than 5 Cases	5 To 14 Cases	More Than 14 Cases
BOMMANAHALLI	0 (-)	0 (-)	0 (-)	0 (-)
DASARAHALLI	0 (-)	0 (-)	0 (-)	0 (-)
EAST	0 (-)	0 (-)	0 (-)	0 (-)
MAHADEVPURA	22 (-)	21 (-)	1 (-)	0 (-)
RR NAGAR	1 (-)	0 (-)	1 (-)	0 (-)
SOUTH	0 (-)	0 (-)	0 (-)	0 (-)
WEST	2 (▲1)	2 (▲1)	0 (-)	0 (-)
YELAHANKHA	0 (-)	0 (-)	0 (-)	0 (-)
TOTAL	25 (▲1)	23 (▲1)	2 (-)	0 (-)

Total Active Clusters



Types of Clusters

Zone Name	Apartments/ Villa	Individual House	Hostels/Quarters	Others	Schools/Colleges
BOMMANAHALLI	0 (-)	0 (-)	0 (-)	0 (-)	0 (-)
DASARAHALLI	0 (-)	0 (-)	0 (-)	0 (-)	0 (-)
EAST	0 (-)	0 (-)	0 (-)	0 (-)	0 (-)
MAHADEVPURA	22 (-)	0 (-)	0 (-)	0 (-)	0 (-)
RR NAGAR	0 (-)	0 (-)	0 (-)	0 (-)	1 (-)
SOUTH	0 (-)	0 (-)	0 (-)	0 (-)	0 (-)
WEST	1 (-)	1 (▲1)	0 (-)	0 (-)	0 (-)
YELAHANKHA	0 (-)	0 (-)	0 (-)	0 (-)	0 (-)
TOTAL	23 (-)	1 (▲1)	0 (-)	0 (-)	1 (-)

▲▼ : Shows increase and decrease in numbers as compared to previous day

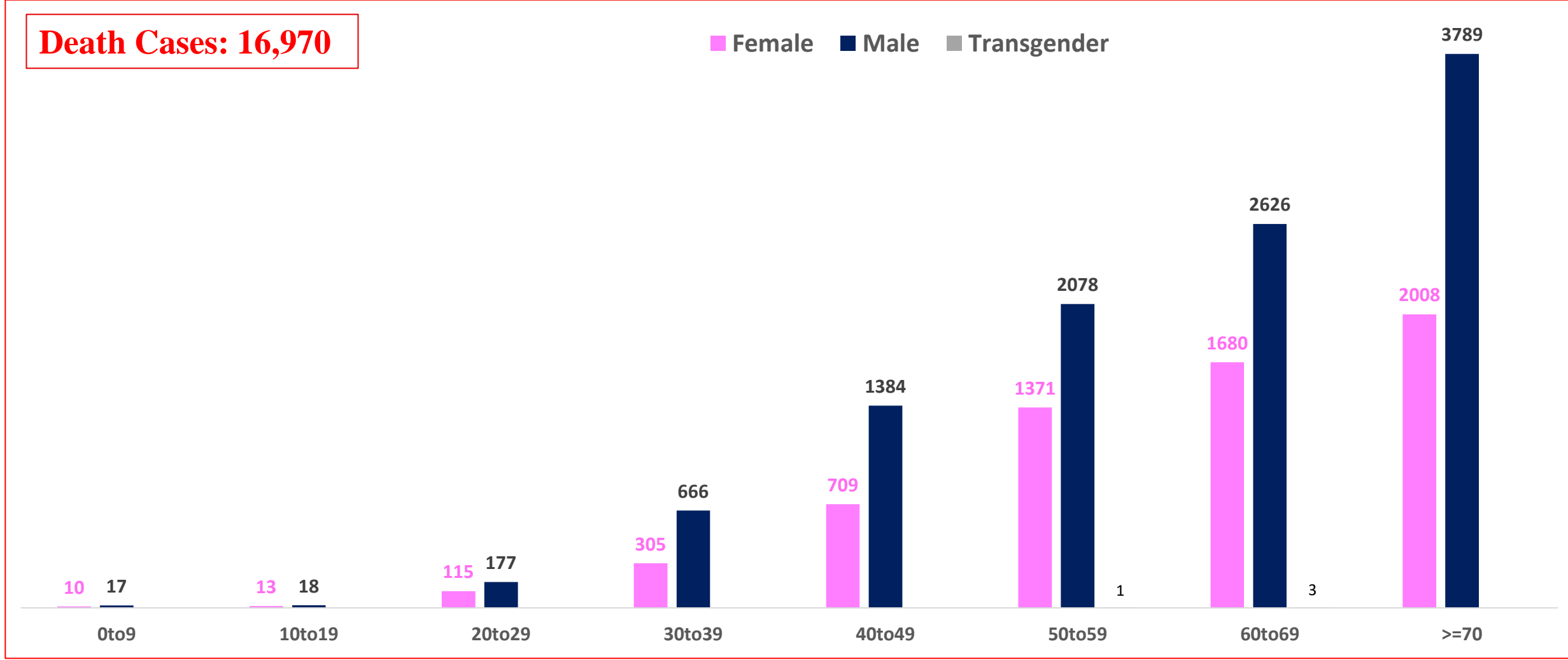


AGE AND GENDER WISE DISTRIBUTION OF DEATH CASES



Death Cases: 16,970

Female Male Transgender





VACCINATION COVERAGE AS ON 02.07.2022



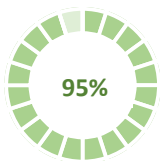
Total Doses Administered

1,97,59,261

▲ 21,592

Total 12-14 years Population : 2.82 Lakhs

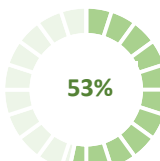
1ST DOSE



2,67,478
Doses administered

▲ 1,964

2ND DOSE

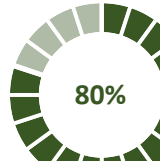


1,50,188
Doses administered

▲ 2,108

Total 15-18 years Population : 4.42 Lakhs

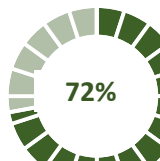
1ST DOSE



3,54,643
Doses administered

▲ 238

2ND DOSE

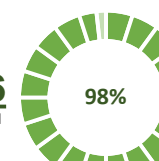


3,18,646
Doses administered

▲ 638

Total adult Population : 91.7 Lakhs

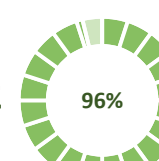
1ST DOSE



90,07,629
Doses administered

▲ 264

2ND DOSE



88,19,946
Doses administered

▲ 3,142

Priority Group*

Health Care Workers

Dose 1

2,10,341
Doses administered

▲ 0

Dose 2

2,06,928
Doses administered

▲ 7

Frontline Workers

Dose 1

3,81,897
Doses administered

▲ 4

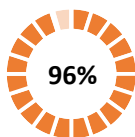
Dose 2

3,73,079
Doses administered

▲ 16

45 – 59 Years Coverage

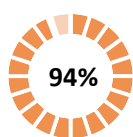
Dose 1



16,94,543
Doses administered

▲ 27

Dose 2

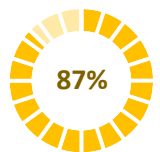


16,67,750
Doses administered

▲ 353

18 - 44 Years Coverage

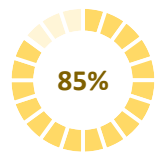
Dose 1



57,40,851
Doses administered

▲ 216

Dose 2



56,11,321
Doses administered

▲ 2,465

60 + Years Coverage

Dose 1



9,79,997
Doses administered

▲ 17

Dose 2



9,60,868
Doses administered

▲ 301

PRECAUTION DOSE



8,40,731
Doses administered

▲ 13,238

PRECAUTION DOSES ADMINISTERED

Health Care Workers

86,994
Booster Doses administered

▲ 310

Front Line Workers

1,11,600
Booster Doses administered

▲ 1,307

60 + Years Coverage

3,56,269
Booster Doses administered

▲ 1,205

18 + Years Coverage

2,85,868
Booster Doses administered

▲ 10,416

▲ indicates the increase in last 24 hours



COVID-19 SCENARIO IN BENGALURU AND OTHER METROPOLITIAN CITIES



CITY NAME	Positive Cases	Active Cases	Recovered	Deceased	Vaccine Doses Administered
New Delhi	19,36,365	3,410	19,06,689	26,266	3,50,84,558
Bengaluru*	18,06,716	6,248	17,83,498	16,970	2,27,52,213
Mumbai	11,13,359	8,610	10,85,135	19,614	2,14,77,067
Chennai	7,63,525	5,603	7,48,854	9,068	1,06,86,322
Kolkata	4,47,192	272	4,41,264	5,656	1,03,54,295

Source : <https://dashboard.cowin.gov.in/> at 8:00pm (03.07.2022)
Source : <https://www.covid19bharat.org/> at 8:00pm(03.07.2022)

*includes BBMP & Bengaluru Urban



SNAPSHOT OF COVID-19 CASES IN BENGALURU URBAN



**Total Wards With
< =10 Cases* :
98**

**Tests Conducted
On 02.07.2022:
18,283**

**Recovery
Rate:
98.71%**

**Total
Active Cases :
6,248**

**Total Vaccinated on
02.07.2022:
21,592**

**Positivity
Rate* :
5.22%**

**Active
Rate:
0.35%**

**Case
Fatality Rate* :
0.03%**



*Total positive cases In the past 7 days

*CFR and positivity is for Past 7 days



ಬೃಹತ್ ಬೆಂಗಳೂರು ಮಹಾನಗರ ಪಾಲಿಕೆ
Bruhat Bengaluru Mahanagara Palike



Download BBMP Bulletin	https://apps.bbmpgov.in/covid19/mediabulletin.php
For BBMPCovid19 Bed Status:	https://apps.bbmpgov.in/covid19/en/Bedstatus.php
To register for vaccination :	https://selfregistration.cowin.gov.in/
BBMP COVID19 Dashboard:	https://apps.bbmpgov.in/covid19/
Follow us on:	 www.facebook.com/bbmp.comm1/
	 twitter.com/BBMPCOMM

Issued by:

Honorable Chief Commissioner, BBMP
Special Commissioner Health & IT, BBMP
MD, Bengaluru Smart City Limited

THANK YOU !

